



PRO RACK

Instruction for use

Your rail will follow you a very long time in your professional life. Please utilize instructions below to best unfold and fold your clothes rail.

DISPLAY



15
Seconds



1



2

Separate bars.



Risk of pinching



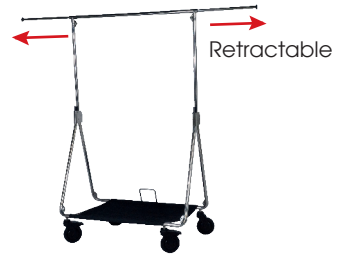
3



CLIC

CLIC

4




Retractable

FOLD




20
Seconds



1 Press the two latches located on the bar.



2 Accompany the bar.



Risk of pinching



3 To secure fabric tray simply roll fabric prior to guiding side braces into places



4



5 Install the cover



6



Business In Motion Inc.
12081 Katy Rd. Suite 809
FORT WORTH, TX 76244
Office: 888-761-7280

www.bagpro.us